



# SAMCODES

THE SOUTH AFRICAN MINERAL REPORTING CODES



THE SOUTH AFRICAN CODE FOR THE REPORTING OF EXPLORATION RESULTS, MINERAL RESOURCES AND MINERAL RESERVES




THE SOUTH AFRICAN CODE FOR THE REPORTING OF MINERAL ASSET VALUATIONS




THE SOUTH AFRICAN CODE FOR THE REPORTING OF OIL AND GAS RESOURCES

SAMCODES have launched an App that allows one to access and search the SAMREC, SAMVAL and SAMOG Codes, the JSE Section 12 listing rules as well as SAMESG and the Diamond Guidelines for reporting.




# THANK YOU TO OUR SPONSORS



 **Sponsors for initial development**  
Thank you to all the sponsors for the development of the Samcodes App



 **Sponsors for ongoing development**  
Thank you to all the sponsors for year 1 of maintenance and support as well as ongoing development of the SAMCODES App.



# USER GUIDE TO SETTING UP THE SAMCODES APP ON YOUR DEVICE

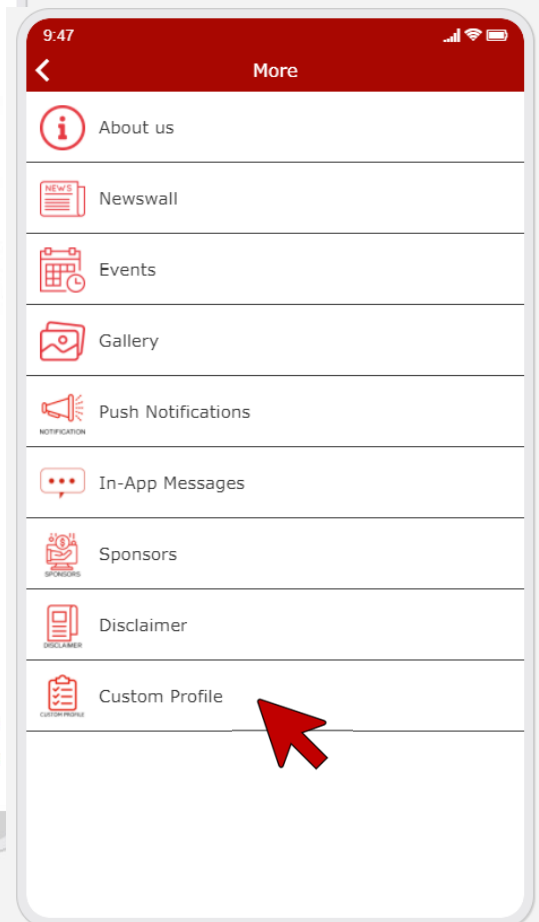
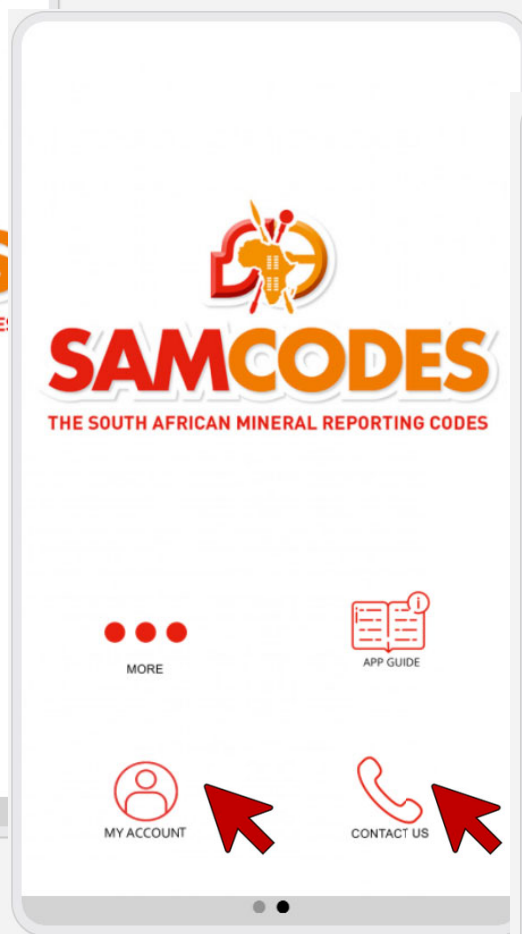



It is now possible to have the SAMREC, SAMVAL and SAMOG Codes in your pocket so that it can be available at anytime and you don't have to search through a PDF to find the detail you need.

Which mobile device are you using?

**ANDROID**

**IPHONE**



# ANDROID



# SAMCODES

THE SOUTH AFRICAN MINERAL REPORTING CODES

## APP STORE

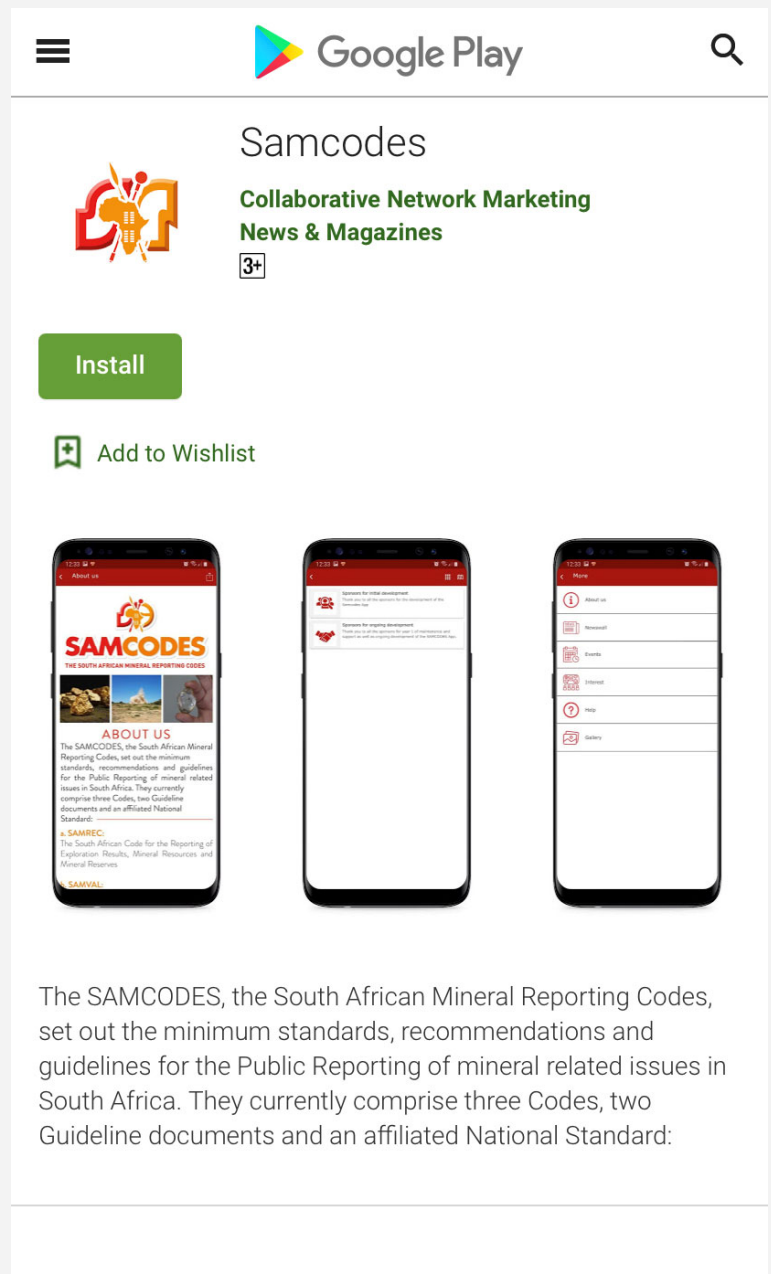
Go to the Play Store and search for SAMCODES or download the app by following the below URL from your Android device.

### Visit the app store and download

<https://play.google.com/store/apps/details?id=za.co.easyappcreator.android5a72bad2ac009>



SCAN ME



The SAMCODES, the South African Mineral Reporting Codes, set out the minimum standards, recommendations and guidelines for the Public Reporting of mineral related issues in South Africa. They currently comprise three Codes, two Guideline documents and an affiliated National Standard:



# IPHONE




## SAMCODES

THE SOUTH AFRICAN MINERAL REPORTING CODES


### WEB APP

Follow the below instructions to creating a home screen shortcut for the SAMCODES web app on your iPhone device. The app is not available on the App Store.

#### 1 Open the URL (Safari)



**[https://  
easyappcreator.co.za/  
pwapp/5a72bad2ac009/  
index.html](https://easyappcreator.co.za/pwapp/5a72bad2ac009/index.html)**



Pop up will display and explain how to add to home screen.



# IPHONE



## SAMCODES

THE SOUTH AFRICAN MINERAL REPORTING CODES

### WEB APP

## 2 Add to Home Screen

There may be 2 pop up messages requesting to increase storage size and use your current location.

#### Increase Storage Size?

Do you want to allow "https://easyappcreator.co.za" to use up to 500 MB of storage on your iPhone?

Don't Allow

Allow

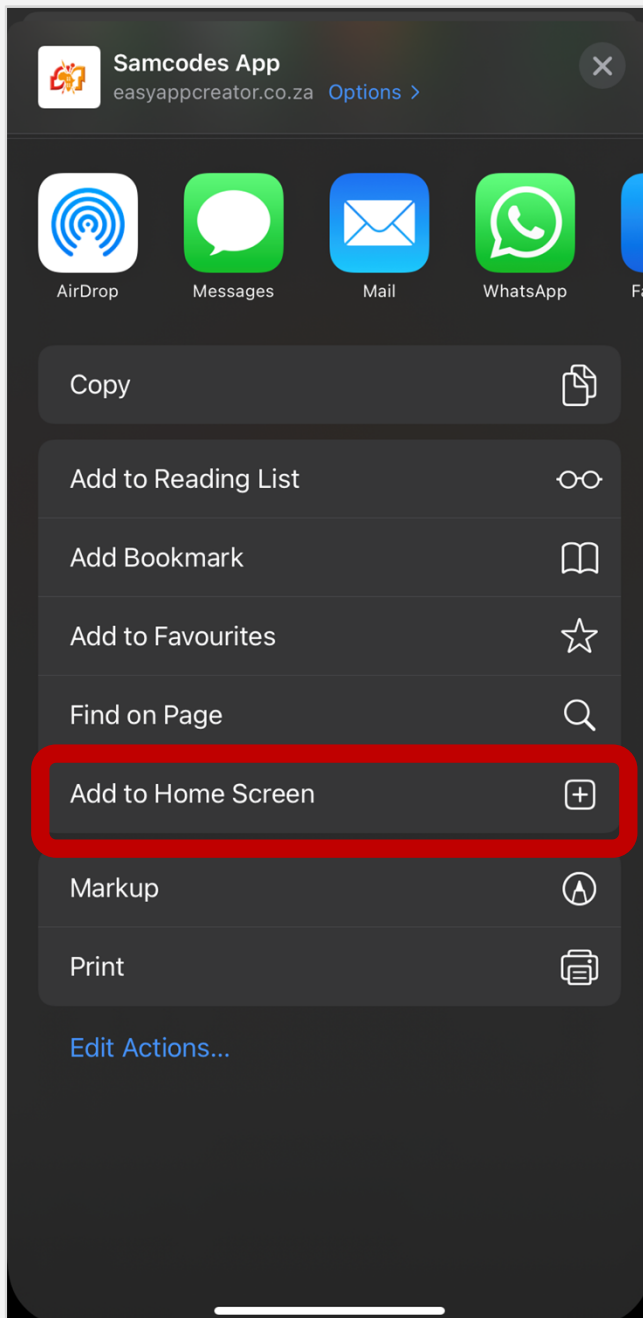
#### The website

"easyappcreator.co.za" would like to use your current location.


This website will use your precise location because Safari currently has access to your precise location.

Don't Allow

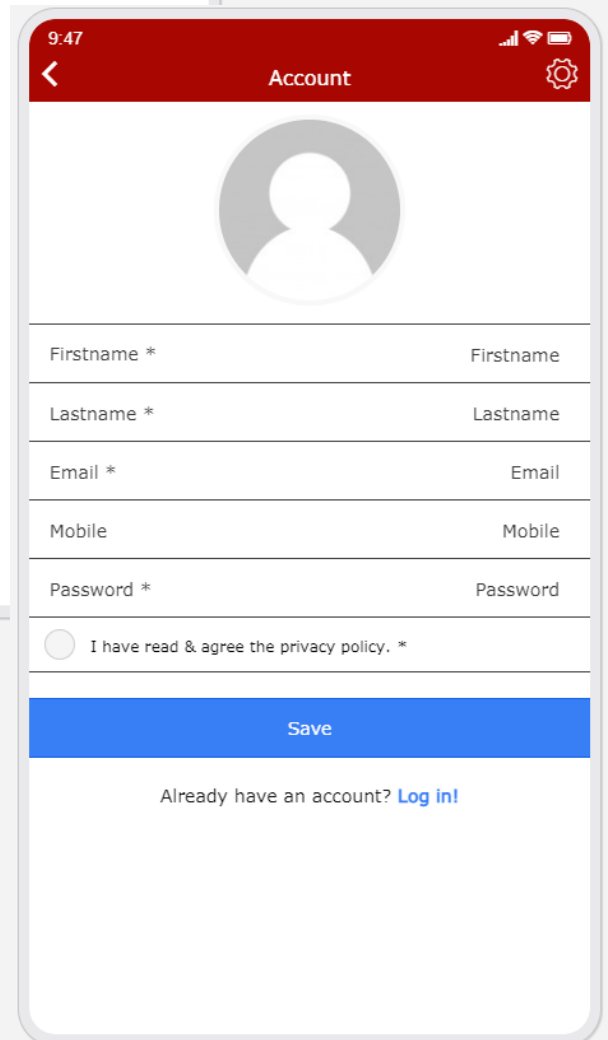
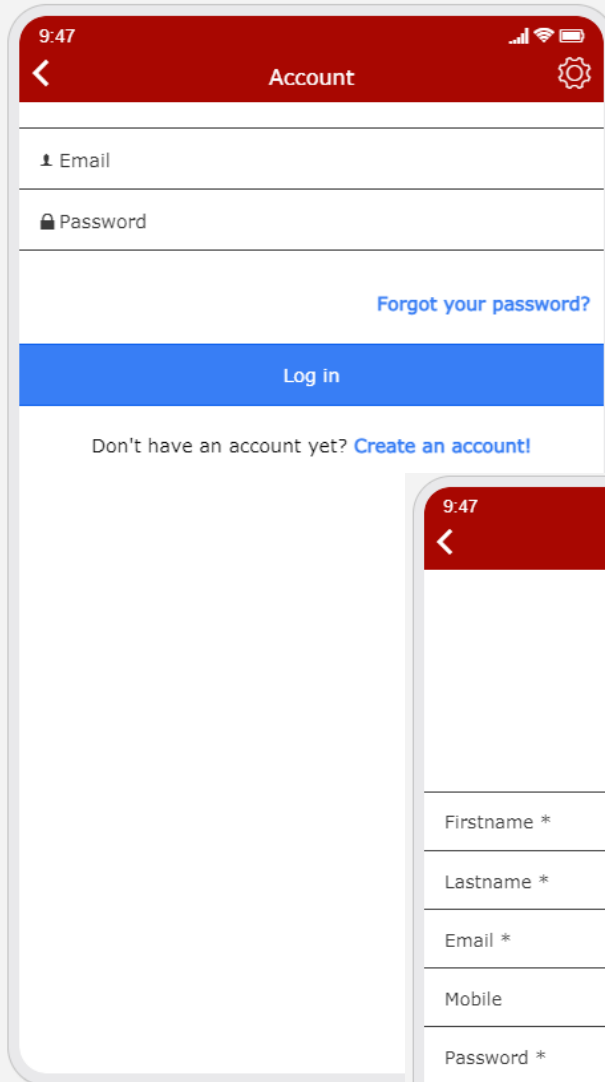
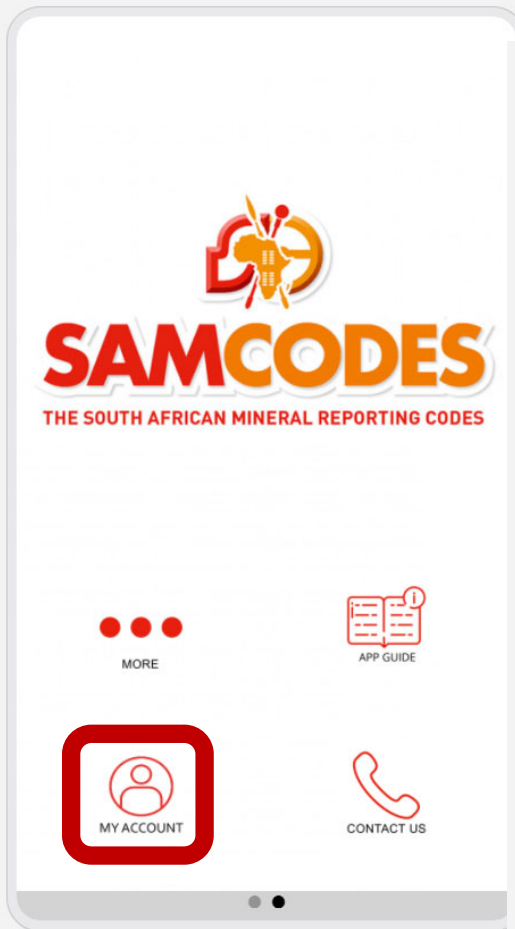
Allow



# MY ACCOUNT



Register an account to keep up with notifications. Click Create an account. Complete details and Save.

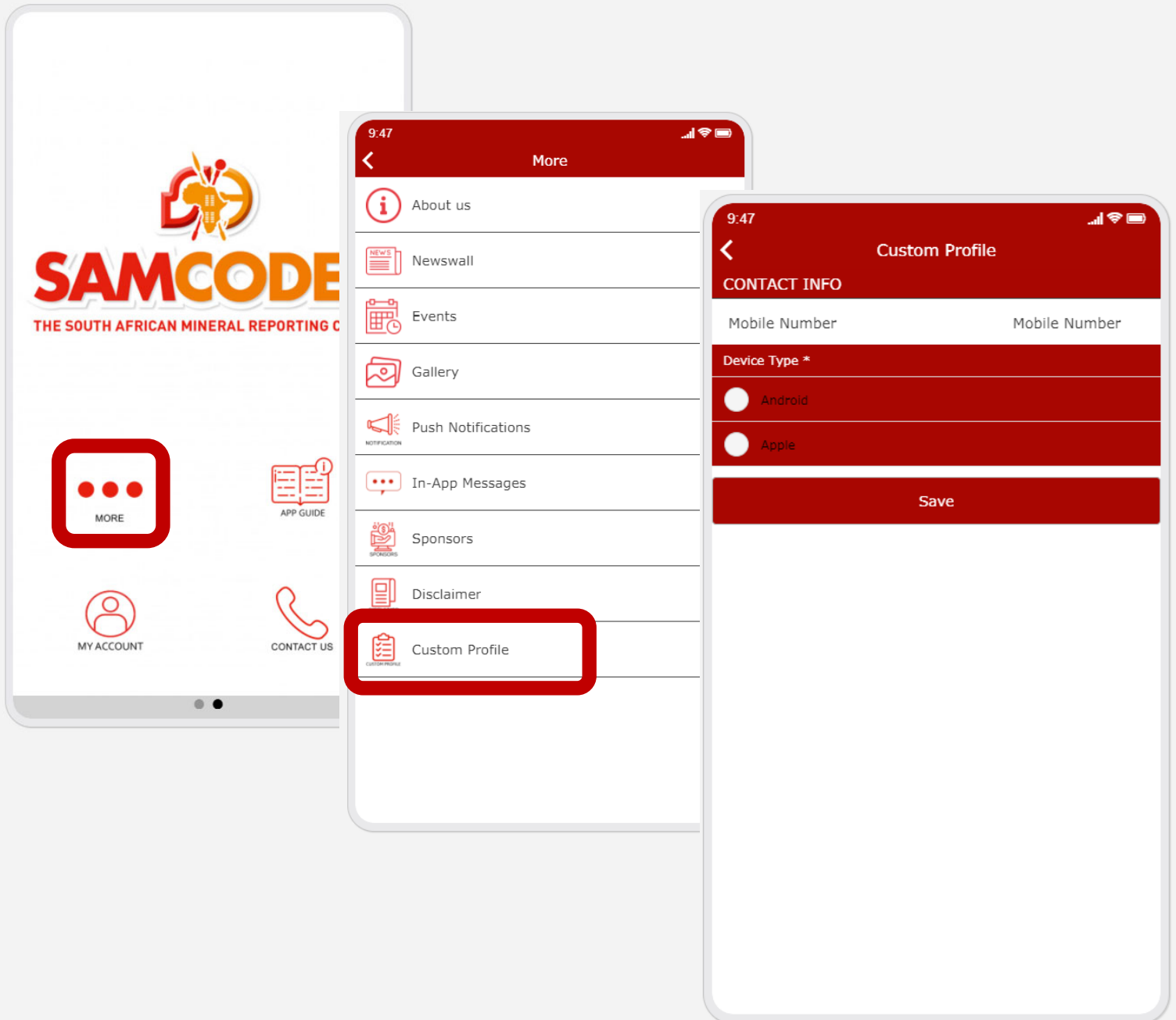


Why we ask for this information



# CUSTOM PROFILE

Select the device you are using and provide your phone number so that we know how to contact you. Click Custom Profile. Complete cell phone number and select the device you are using.



Why we ask for this information






# CONTACT US

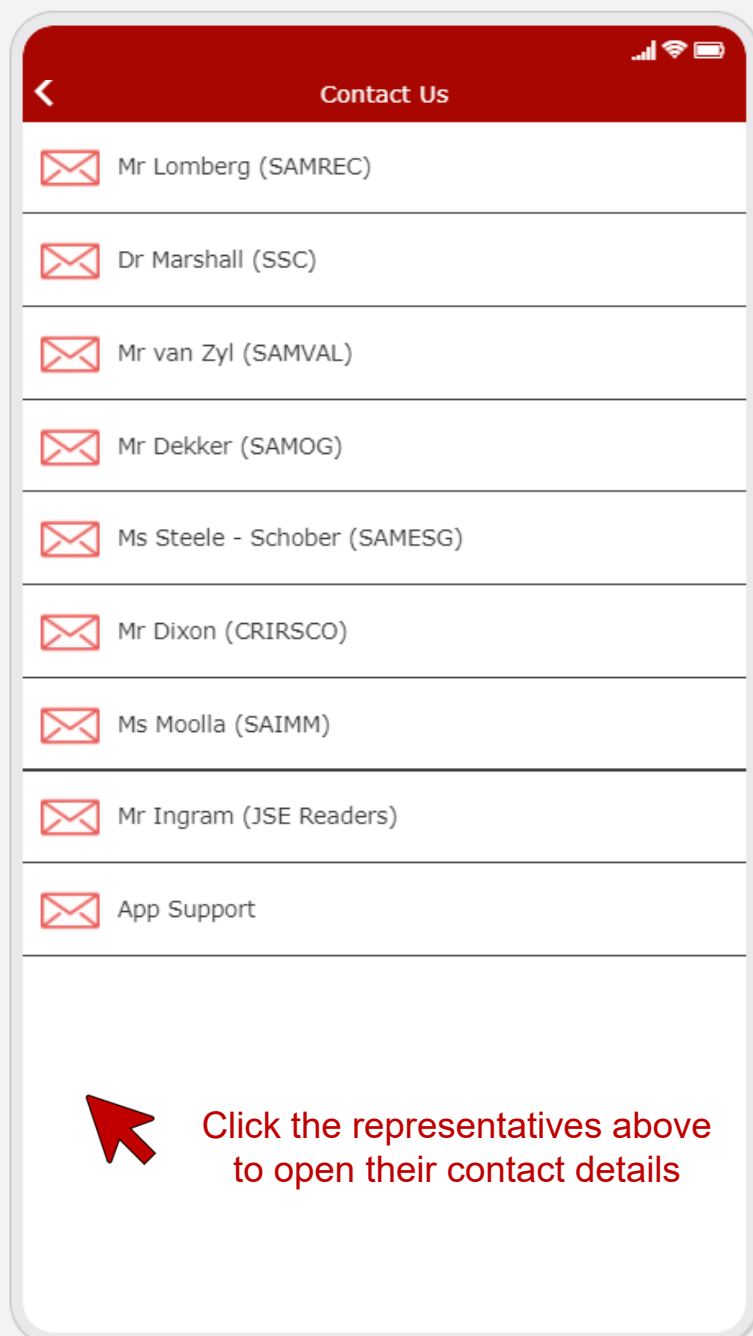


If you have any questions or experience trouble with the setup steps then please contact us.



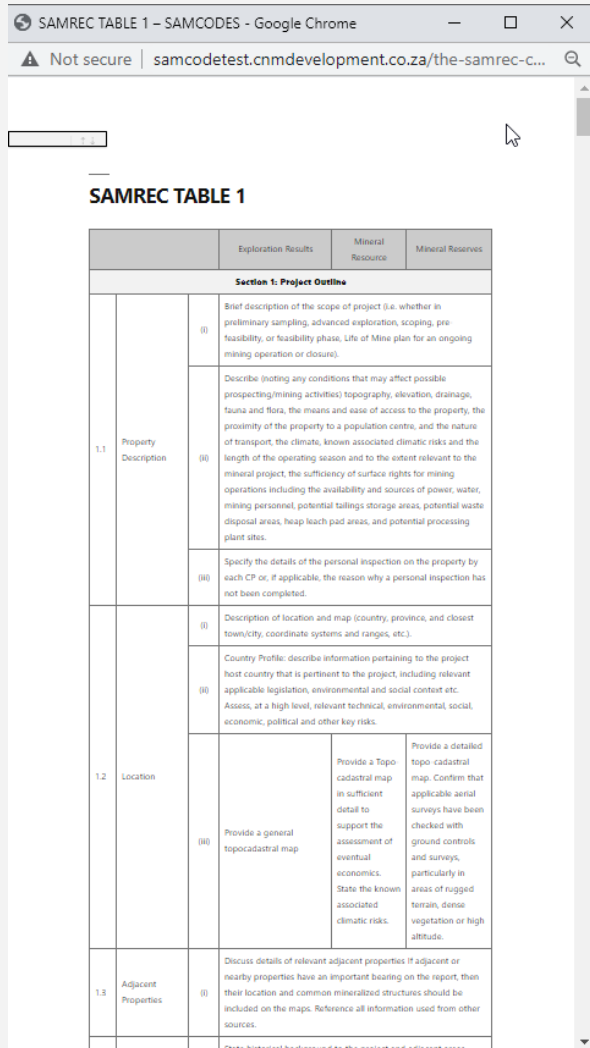
*There might be issues with selecting the contact on the app (depending on the mobile device) and mailing directly from your phone. Please use these contact detail links from this guide (on the right) or use the SAMCODES website Contact Us if this should happen. This will be fixed in a later version.*

<http://www.samcodes.co.za/>



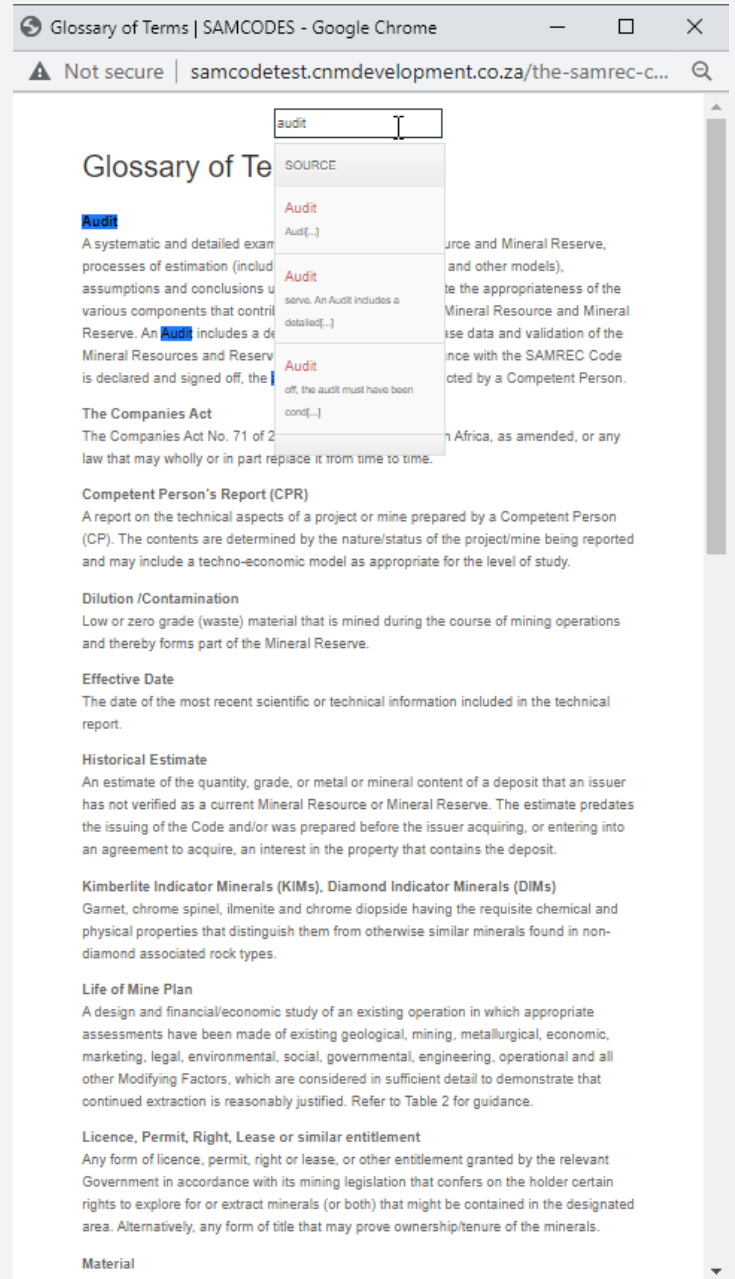
# VIEWING AND SEARCHING

The app makes it possible to view the text and tables of the codes in a mobile friendly manner. There is also a search functionality.



SAMREC TABLE 1

		Exploration Results	Mineral Resource	Mineral Reserves
<b>Section 1: Project Outline</b>				
1.1	Property Description	(i)	Brief description of the scope of project (i.e. whether in preliminary sampling, advanced exploration, scoping, pre-feasibility, or feasibility phase, Life of Mine plan for an ongoing mining operation or closure).	
		(ii)	Describe (noting any conditions that may affect possible prospecting/mining activities) topography, elevation, drainage, fauna and flora, the means and ease of access to the property, the proximity of the property to a population centre, and the nature of transport, the climate, known associated climatic risks and the length of the operating season and to the extent relevant to the mineral project, the sufficiency of surface rights for mining operations including the availability and sources of power, water, mining personnel, potential tailings storage areas, potential waste disposal areas, heap leach pad areas, and potential processing plant sites.	
		(iii)	Specify the details of the personal inspection on the property by each CP or, if applicable, the reason why a personal inspection has not been completed.	
1.2	Location	(i)	Description of location and map (country, province, and closest town/city, coordinate systems and ranges, etc.).	
		(ii)	Country Profile: describe information pertaining to the project host country that is pertinent to the project, including relevant applicable legislation, environmental and social context etc. Assess, at a high level, relevant technical, environmental, social, economic, political and other key risks.	
		(iii)	Provide a general topocadastral map	Provide a Topo-cadastral map in sufficient detail to support the assessment of eventual economics. State the known associated climatic risks.
1.3	Adjacent Properties	(i)	Discuss details of relevant adjacent properties. If adjacent or nearby properties have an important bearing on the report, then their location and common mineralized structures should be included on the maps. Reference all information used from other sources.	
		(ii)	State historical background to the project and adjacent areas	



Glossary of Terms

audit

SOURCE

Audit

Audit[...]

Audit

serve. An Audit includes a detailed[...]

Audit

off, the audit must have been cont[...]

**Audit**

A systematic and detailed examination of the processes of estimation (including assumptions and conclusions used) of the various components that contribute to the Mineral Reserve. An **Audit** includes a detailed examination of the Mineral Resources and Reserves declared and signed off, the audit must have been signed off by a Competent Person.

**The Companies Act**

The Companies Act No. 71 of 2008, as amended, or any law that may wholly or in part replace it from time to time.

**Competent Person's Report (CPR)**

A report on the technical aspects of a project or mine prepared by a Competent Person (CP). The contents are determined by the nature/status of the project/mine being reported and may include a techno-economic model as appropriate for the level of study.

**Dilution /Contamination**

Low or zero grade (waste) material that is mined during the course of mining operations and thereby forms part of the Mineral Reserve.

**Effective Date**

The date of the most recent scientific or technical information included in the technical report.

**Historical Estimate**

An estimate of the quantity, grade, or metal or mineral content of a deposit that an issuer has not verified as a current Mineral Resource or Mineral Reserve. The estimate predates the issuing of the Code and/or was prepared before the issuer acquiring, or entering into an agreement to acquire, an interest in the property that contains the deposit.

**Kimberlite Indicator Minerals (KIMs), Diamond Indicator Minerals (DIMs)**

Garnet, chrome spinel, ilmenite and chrome diopside having the requisite chemical and physical properties that distinguish them from otherwise similar minerals found in non-diamond associated rock types.

**Life of Mine Plan**

A design and financial/economic study of an existing operation in which appropriate assessments have been made of existing geological, mining, metallurgical, economic, marketing, legal, environmental, social, governmental, engineering, operational and all other Modifying Factors, which are considered in sufficient detail to demonstrate that continued extraction is reasonably justified. Refer to Table 2 for guidance.

**Licence, Permit, Right, Lease or similar entitlement**

Any form of licence, permit, right or lease, or other entitlement granted by the relevant Government in accordance with its mining legislation that confers on the holder certain rights to explore for or extract minerals (or both) that might be contained in the designated area. Alternatively, any form of title that may prove ownership/tenure of the minerals.

**Material**

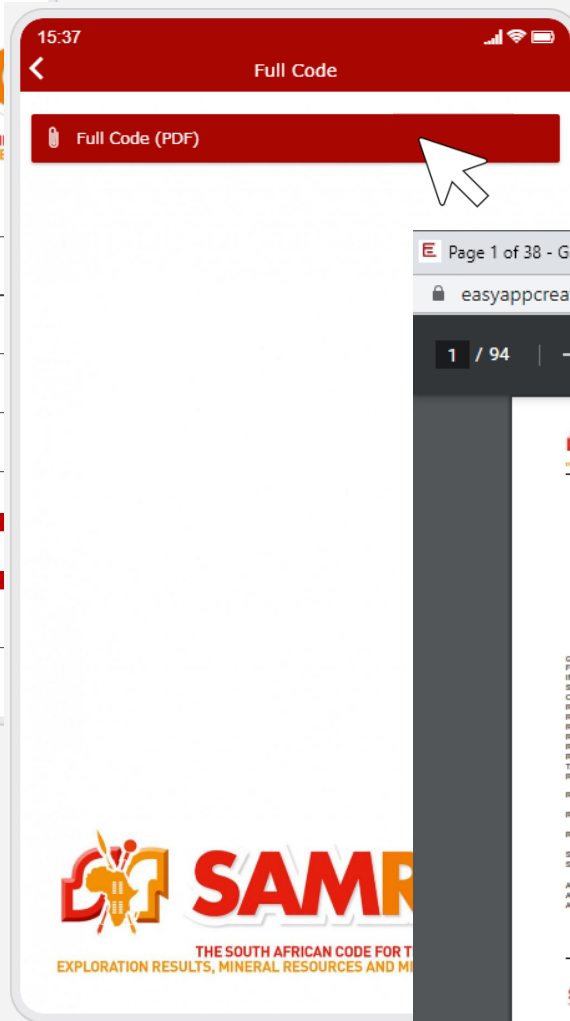
Quantities of mineral material that are not included in the Mineral Reserve.

Please request a desktop site to view the full table and adjust text size (smaller) and flip to landscape to view tables. The SAMREC Table 1 is best viewed on a desktop rather than a mobile device as it is a table with many columns and rows.



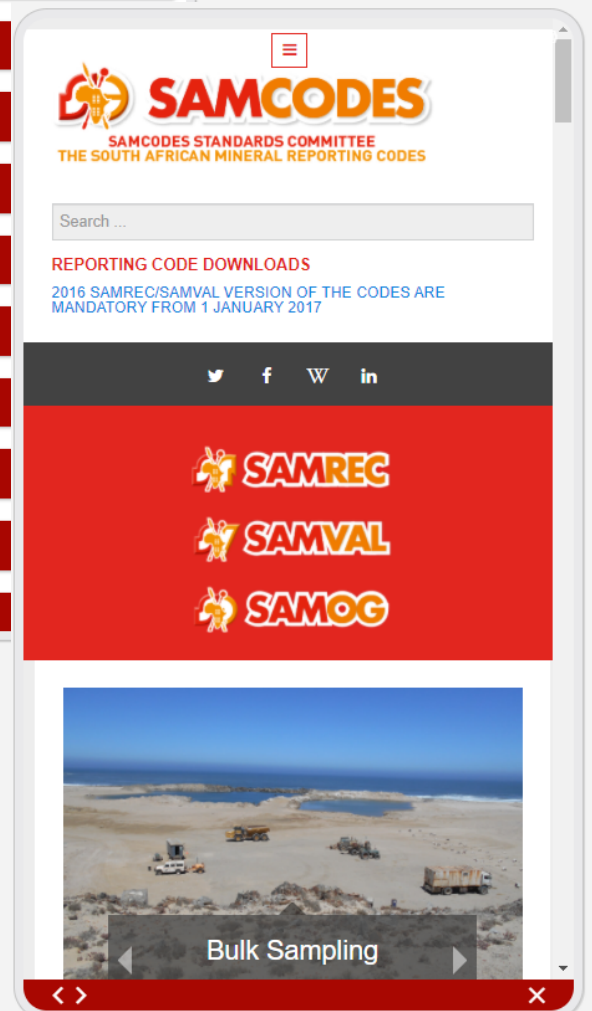

# FULL CODE

Under each individual code / section is a link to download the latest full code in adobe pdf format to your mobile device.



# RELATED LINKS

Under each individual code / section is a link to open related links to sites of interest on your mobile device.



# WHY WE ASK FOR THIS INFORMATION



This data is requested so that we might contact you directly in case of issues with the App. This is especially important for Apple users as the notifications function does not currently work with the web app.

## Name and Surname

- Profile is used when a comment is made on the app as well as when SAMCODES would like to contact you regarding news and events on the App.

## Current email address

If you already have an email address, we recommend that you add it. This email address is used for a few reasons, including to:

- Help keep your account secure
- Help you get back in if you can't sign in, like if you forget your password
- Get notifications from SAMCODES

## Password

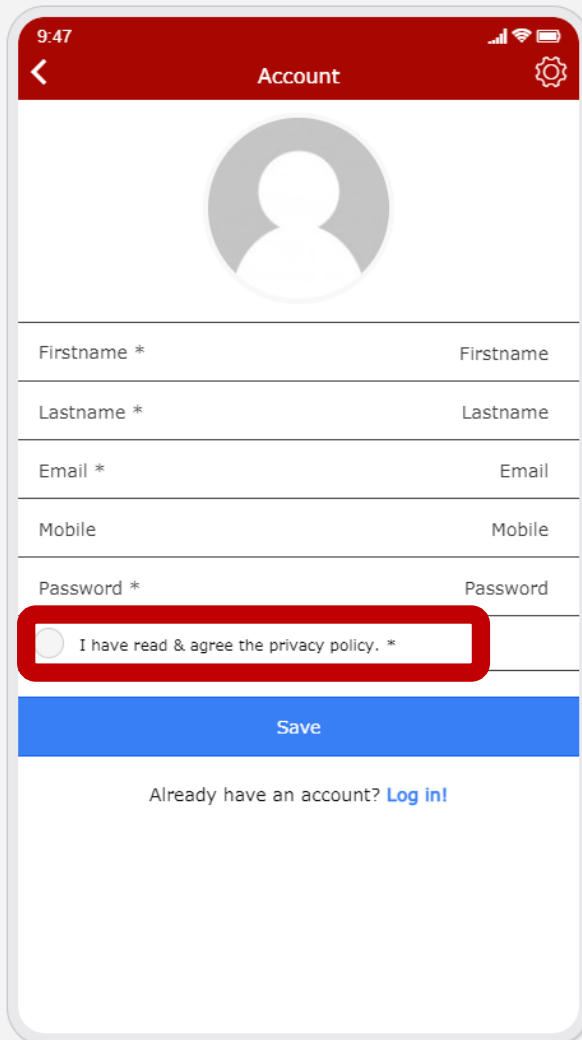
To help keep your account safe, choose a strong password that's at least 8 characters.

- Have a mix of letters, numbers, and symbols.
- Avoid personal info or common words that are easy to guess, like your street or pet's name.
- Don't use a password you've used for other accounts or websites. Likewise, don't use this password anywhere else.

## Phone number and Device

- Mobile phone number: this info is optional but recommended. Used when SAMCODES would like to contact you regarding news and events on the App.
- Device type you are using: this info is optional but recommended. Used when SAMCODES would like to contact you regarding news and events on the App. The device type is used to determine how you will be contacted.





9:47 Account

Firstname \* Firstname

Lastname \* Lastname

Email \* Email

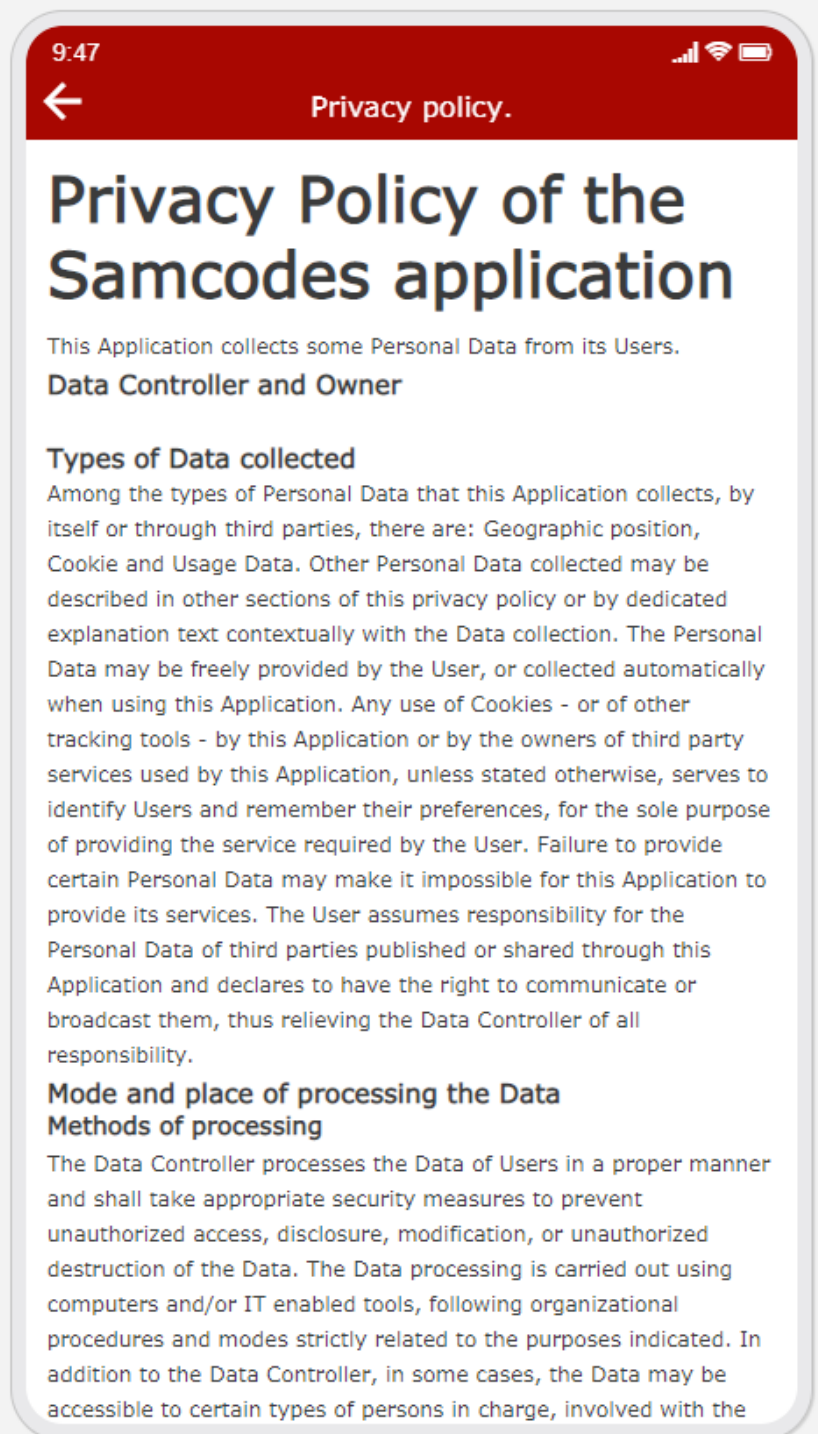
Mobile Mobile

Password \* Password

I have read & agree the privacy policy. \*

Save

Already have an account? [Log in!](#)



9:47 Privacy policy.

## Privacy Policy of the Samcodes application

This Application collects some Personal Data from its Users.

### Data Controller and Owner

### Types of Data collected

Among the types of Personal Data that this Application collects, by itself or through third parties, there are: Geographic position, Cookie and Usage Data. Other Personal Data collected may be described in other sections of this privacy policy or by dedicated explanation text contextually with the Data collection. The Personal Data may be freely provided by the User, or collected automatically when using this Application. Any use of Cookies - or of other tracking tools - by this Application or by the owners of third party services used by this Application, unless stated otherwise, serves to identify Users and remember their preferences, for the sole purpose of providing the service required by the User. Failure to provide certain Personal Data may make it impossible for this Application to provide its services. The User assumes responsibility for the Personal Data of third parties published or shared through this Application and declares to have the right to communicate or broadcast them, thus relieving the Data Controller of all responsibility.

### Mode and place of processing the Data

#### Methods of processing

The Data Controller processes the Data of Users in a proper manner and shall take appropriate security measures to prevent unauthorized access, disclosure, modification, or unauthorized destruction of the Data. The Data processing is carried out using computers and/or IT enabled tools, following organizational procedures and modes strictly related to the purposes indicated. In addition to the Data Controller, in some cases, the Data may be accessible to certain types of persons in charge, involved with the





# SAMCODES

THE SOUTH AFRICAN MINERAL REPORTING CODES



**SAMREC**

THE SOUTH AFRICAN CODE FOR THE REPORTING OF  
EXPLORATION RESULTS, MINERAL RESOURCES AND MINERAL RESERVES



**SAMVAL**

THE SOUTH AFRICAN CODE FOR THE REPORTING OF  
MINERAL ASSET VALUATIONS



**SAMOG**

THE SOUTH AFRICAN CODE FOR THE REPORTING OF  
OIL AND GAS RESOURCES